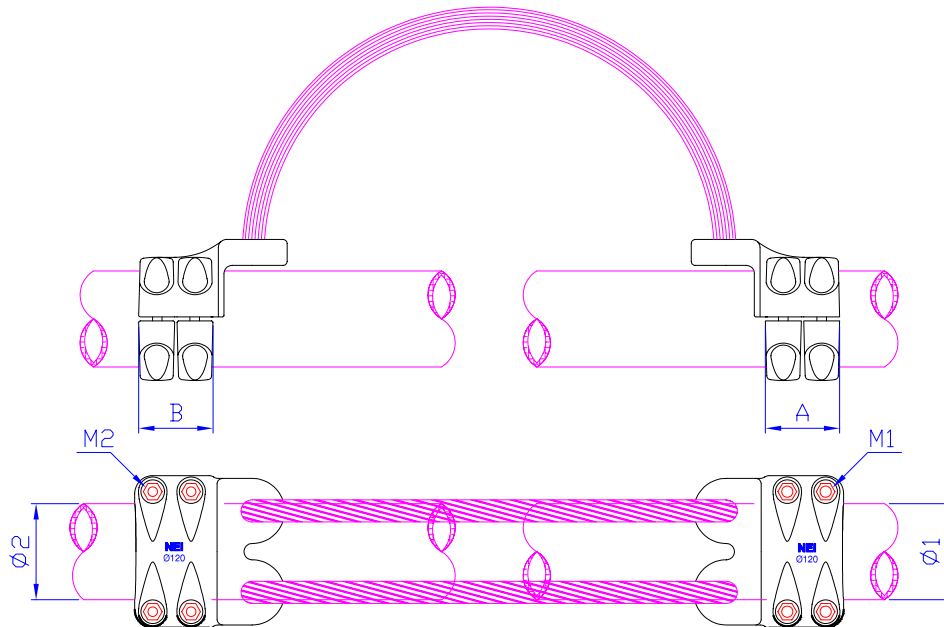


Expansions

Expansion Coupler



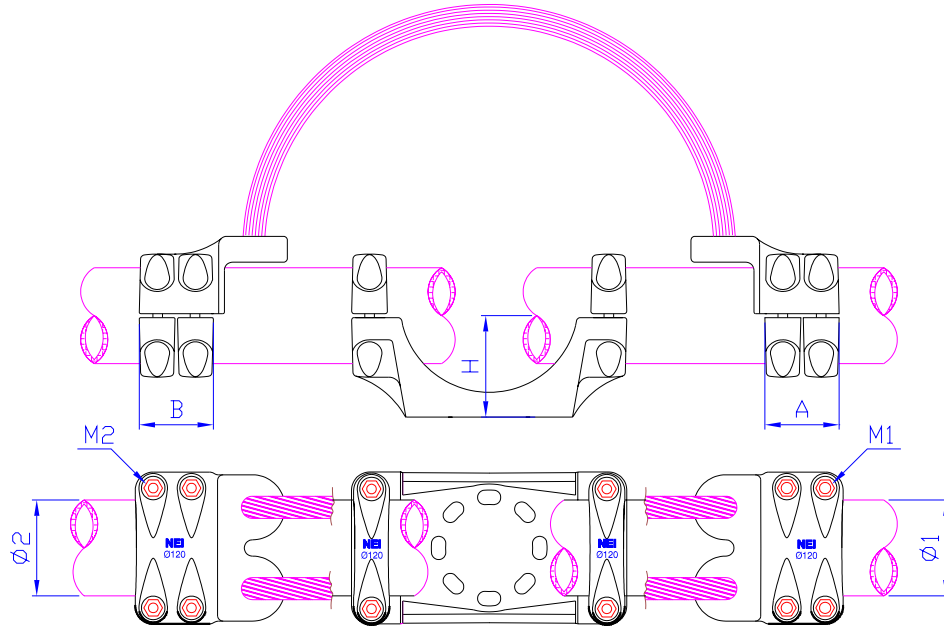
Catalogue Number	Tube Size(ϕ)	Dimensions	
		A	M
EXC1-50	50	93	12
EXC1-60	60	93	12
EXC1-80	80	93	12
EXC1-10	100	93	12
EXC1-12	120	93	12
EXC1-16	160	103	12
EXC1-20	200	127	14
EXC1-25	250	127	14

In case of difference between tube sizes, add the second size in front of the catalogue number.

For example: Expansion coupler for tube 100 to tube 120 = EXC-1012

Expansions

Expansion Coupler with Support



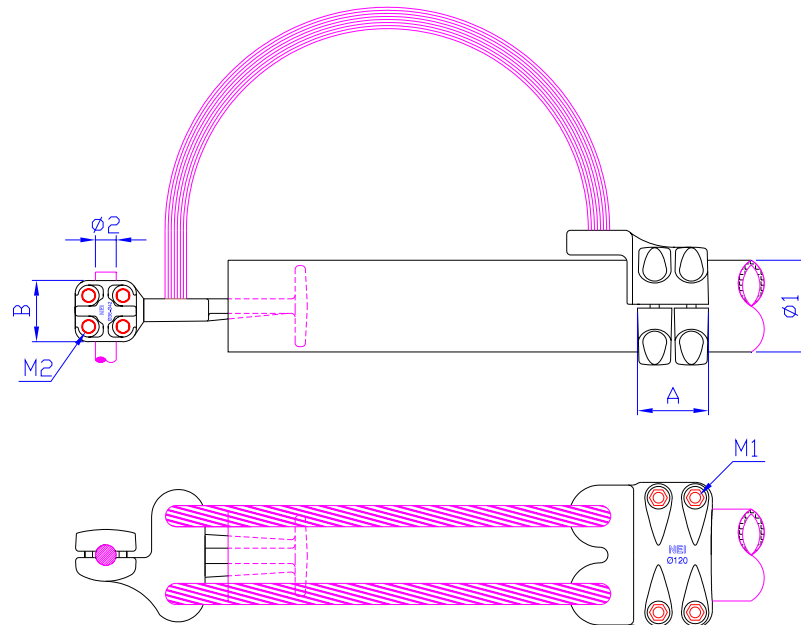
Catalogue Number	Tube Size(ϕ)	Dimensions		
		A	H	M
EXC-S-50	50	93	75	12
EXC-S-60	60	93	85	12
EXC-S-80	80	93	95	12
EXC-S-100	100	93	105	12
EXC-S-120	120	93	115	12
EXC-S-160	160	103	135	12
EXC-S-200	200	127	180	14
EXC-S-250	250	127	205	14

In case of difference between tube sizes, add the second size in front of the catalogue number.

For example: Expansion coupler for tube 100 to tube 120 = EXC1-S-1012

Expansions

Expansion Connector



Catalogue Number	Tube & Stud size (mm)		Dimensions (mm)			
	Tube($\phi 1$)	Stud($\phi 2$)	A	B	M1	M2
EXC1-5030	50	30	93	77	12	10
EXC1-5032		32	93	77	12	10
EXC1-5040		40	93	77	12	10
EXC1-5042		42	93	77	12	10
EXC1-6030	60	30	93	77	12	10
EXC1-6032		32	93	77	12	10
EXC1-6040		40	93	77	12	10
EXC1-6042		42	93	77	12	10
EXC1-8030	80	30	93	77	12	10
EXC1-8032		32	93	77	12	10
EXC1-8040		40	93	77	12	10
EXC1-8042		42	93	77	12	10
EXC1-1030	100	30	93	77	12	10
EXC1-1032		32	93	77	12	10
EXC1-1040		40	93	77	12	10
EXC1-1042		42	93	77	12	10
EXC1-1230	120	30	93	77	12	10
EXC1-1232		32	93	77	12	10
EXC1-1240		40	93	77	12	10
EXC1-1242		42	93	77	12	10

Expansions

Expansion Connector

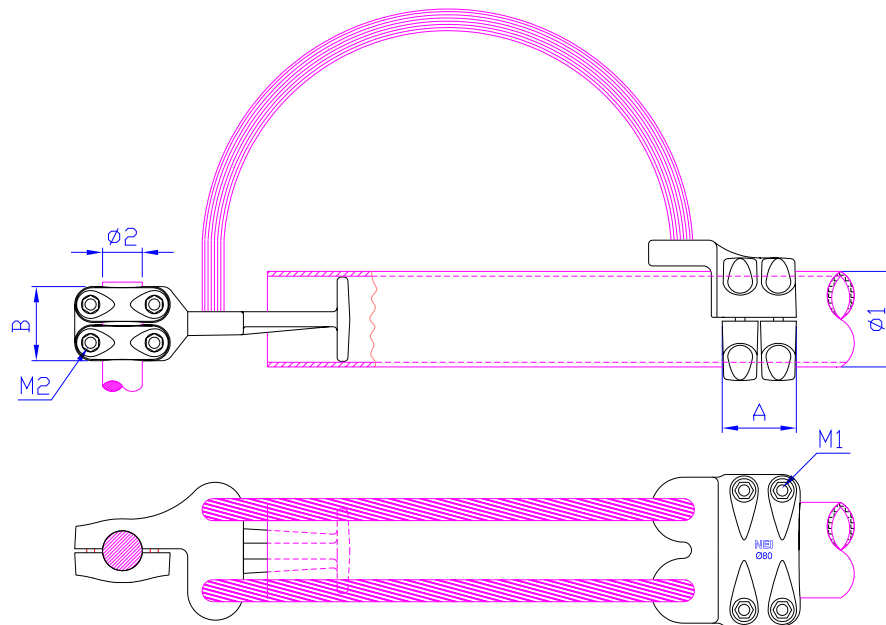
Continued

Catalogue Number	Tube & Stud size (mm)		Dimensions (mm)			
	Tube($\phi 1$)	Stud($\phi 2$)	A	B	M1	M2
EXC1-1630	160	30	93	77	12	10
EXC1-1632		32	93	77	12	10
EXC1-1640		40	93	77	12	10
EXC1-1642		42	93	77	12	10
EXC1-2030	200	30	93	77	14	10
EXC1-2032		32	93	77	14	10
EXC1-2040		40	93	77	14	10
EXC1-2042		42	93	77	14	10
EXC1-2530	250	30	93	77	14	10
EXC1-2532		32	93	77	14	10
EXC1-2540		40	93	77	14	10
EXC1-2542		42	93	77	14	10

Expansions

Expansion Connector

Continued



Catalogue Number	Tube & Stud size (mm)		Dimensions (mm)			
	Tube($\phi 1$)	Stud($\phi 2$)	A	B	M1	M2
EXC2-5050	50	50	93	93	12	12
EXC2-5060		60	93	93	12	12
EXC2-6050	60	50	93	93	12	12
EXC2-6060		60	93	93	12	12
EXC2-8050	80	50	93	93	12	12
EXC2-8060		60	93	93	12	12
EXC2-1050	100	50	93	93	12	12
EXC2-1060		60	93	93	12	12
EXC2-1250	120	50	93	93	12	12
EXC2-1260		60	93	93	12	12
EXC2-1650	160	50	103	93	12	12
EXC2-1660		60	103	93	12	12
EXC2-2050	200	50	127	93	14	12
EXC2-2060		60	127	93	14	12
EXC2-2550	250	50	127	93	14	12
EXC2-2560		60	127	93	14	12