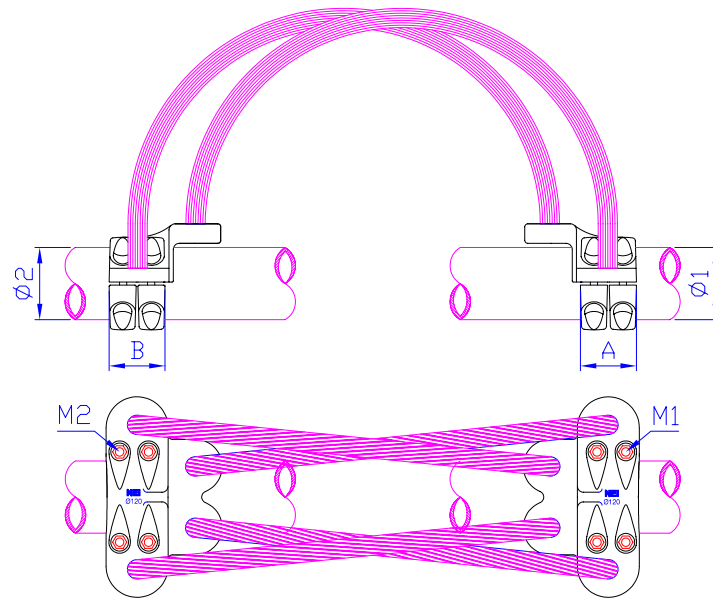


Expansions

Expansion Coupler



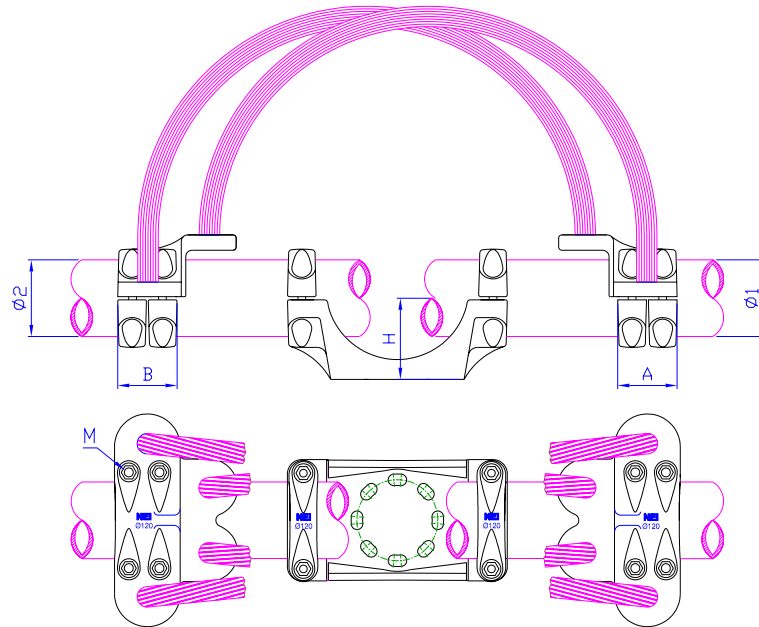
Catalogue Number	Tube Size(ϕ)	Dimensions		
		A	H	M
EXC2-50	50	93	75	12
EXC2-60	60	93	85	12
EXC2-80	80	93	95	12
EXC2-10	100	93	105	12
EXC2-12	120	93	115	12
EXC2-16	160	103	135	12
EXC2-20	200	127	180	14
EXC2-25	250	127	205	14

In case of difference between tube sizes, add the second size in front of the catalogue number.

For example: Expansion coupler for tube 100 to tube 120 = EXC2-1012

Expansions

Expansion Coupler with Support



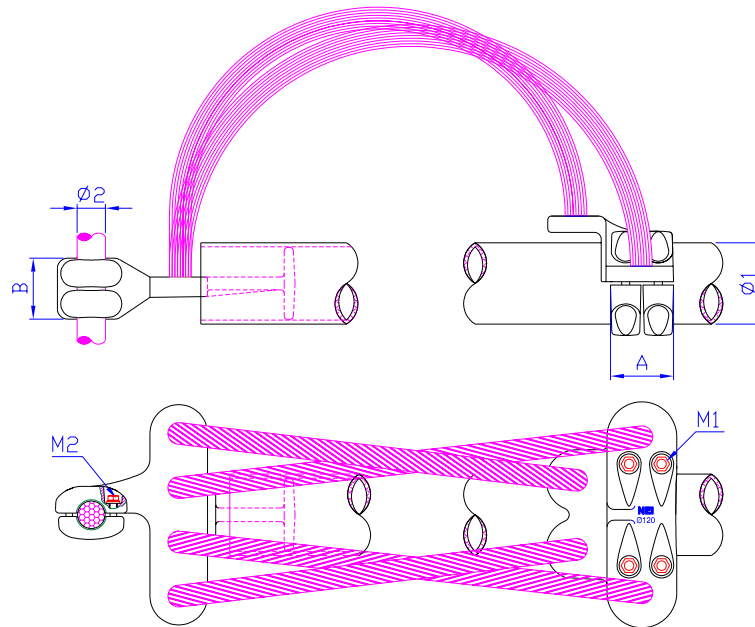
Catalogue Number	Tube Size(ϕ)	Dimensions		
		A	H	M
EXC2-S-50	50	93	75	12
EXC2-S-60	60	93	85	12
EXC2-S-80	80	93	95	12
EXC2-S-10	100	93	105	12
EXC2-S-12	120	93	115	12
EXC2-S-16	160	103	135	12
EXC2-S-20	200	127	180	14
EXC2-S-25	250	127	205	14

In case of difference between tube sizes, add the second size in front of the catalogue number.

For example: Expansion coupler for tube 100 to tube 120 = EXC2-S-1012

Expansions

Expansion Connector



Catalogue Number	Tube & Stud size (mm)		Dimensions (mm)			
	Tube($\phi 1$)	Stud($\phi 2$)	A	B	M1	M2
EXC2-5030	50	30	93	79	12	10
EXC2-5032		32	93	79	12	10
EXC2-5040		40	93	87	12	10
EXC2-5042		42	93	87	12	10
EXC2-6030	60	30	93	79	12	10
EXC2-6032		32	93	79	12	10
EXC2-6040		40	93	87	12	10
EXC2-6042		42	93	87	12	10
EXC2-8030	80	30	93	79	12	10
EXC2-8032		32	93	79	12	10
EXC2-8040		40	93	87	12	10
EXC2-8042		42	93	87	12	10
EXC2-1030	100	30	93	79	12	10
EXC2-1032		32	93	79	12	10
EXC2-1040		40	93	87	12	10
EXC2-1042		42	93	87	12	10
EXC2-1230	120	30	93	79	12	10
EXC2-1232		32	93	79	12	10
EXC2-1240		40	93	87	12	10
EXC2-1242		42	93	87	12	10

Expansions

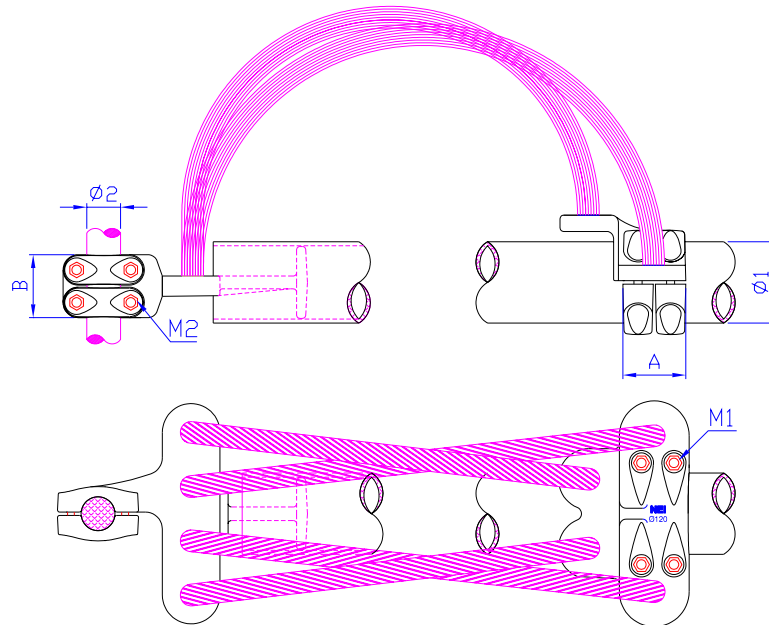
Expansion Connector

Continued

Catalogue Number	Tube & Stud size (mm)		Dimensions (mm)			
	Tube($\phi 1$)	Stud($\phi 2$)	A	B	M1	M2
EXC2-1630	160	30	93	79	12	10
EXC2-1632		32	93	79	12	10
EXC2-1640		40	93	87	12	10
EXC2-1642		42	93	87	12	10
EXC2-2030	200	30	93	79	14	10
EXC2-2032		32	93	79	14	10
EXC2-2040		40	93	87	14	10
EXC2-2042		42	93	87	14	10
EXC2-2530	250	30	93	79	14	10
EXC2-2532		32	93	79	14	10
EXC2-2540		40	93	87	14	10
EXC2-2542		42	93	87	14	10

Expansions

Expansion Connector



Catalogue Number	Tube & Stud size (mm)		Dimensions (mm)			
	Tube($\phi 1$)	Stud($\phi 2$)	A	B	M1	M2
EXC2-5050	50	50	93	93	12	12
EXC2-5060		60	93	93	12	12
EXC2-6050	60	50	93	93	12	12
EXC2-6060		60	93	93	12	12
EXC2-8050	80	50	93	93	12	12
EXC2-8060		60	93	93	12	12
EXC2-1050	100	50	93	93	12	12
EXC2-1060		60	93	93	12	12
EXC2-1250	120	50	93	93	12	12
EXC2-1260		60	93	93	12	12
EXC2-1650	160	50	103	93	12	12
EXC2-1660		60	103	93	12	12
EXC2-2050	200	50	127	93	14	12
EXC2-2060		60	127	93	14	12
EXC2-2550	250	50	127	93	14	12
EXC2-2560		60	127	93	14	12